

Superhero Identity

Princess Magnolia may seem like a prim and perfect princess, but she's secretly the Princess in Black. And fighting monsters is the perfect job for the Princess in Black!

Ask everyone at the party to create their own superhero identities.

What would your superhero names be? What would your superhero powers be? What would your disguises look like? Do you have archenemies? Faithful sidekicks?

Draw yourself as a superhero below. Then have everyone hang up their pictures to share with the rest of the party.

My superhero name is _____.

Make Your Own Monster

Monsters come in all shapes and sizes. Create your own, just like illustrator LeUyen Pham does!

1. Close your eyes and draw a wiggly shape on your paper.
2. Open your eyes and start to add eyes, noses and mouths to your monster. Put them in unlikely places – eyes on the bottom half of the body or mouths on top of the head (or heads). Use your imagination!
3. Add arms, legs and tails to your monster. It can be any which way you like – imagine tails coming out of the front instead of the back, or arms instead of legs.
4. Colour your creation in and voilà – your own, unique monster!

Dot to Dot



The Princess in Black Event Kit ❁ Walker Books ❁ www.walkerbooks.com.au

Illustrations copyright © 2015 by LeUyen Pham

Spot the Difference


Twelve sparkly princesses arrive at the castle for Princess Magnolia's birthday party.
Circle the ten things that are different in these two scenes.



Answers: In scene two: 1. Only one balloon to the left of the door. 2. The tulips on the left are orange. 3. The balloons to the right of the door are purple. 4. The tree has flowers in it. 5. The princess in purple is holding a green package. 6. The dragon has no long whiskers. 7. The princess below the dragon has a purple flower on her headband. 8. No pine tree on the right. 9. The wolf is grey. 10. There are tulips on the lower right.

Maze

The hungry bunny horde is out of control!
Help the Princess in Black escape to her castle
before the bunny horde overwhelms her!



Finish



Pin the Horn on Frimplepants



Princess Magnolia can quickly change from her superhero identity, the Princess in Black, but what about Blackie? Even superhero horses need help keeping their identities secret! Help the Princess in Black's trusty steed transform into the regal Frimplepants by pinning his horn to his head.

You will need:

- ✿ scissors
- ✿ masking tape or a similar temporary adhesive
- ✿ a blindfold

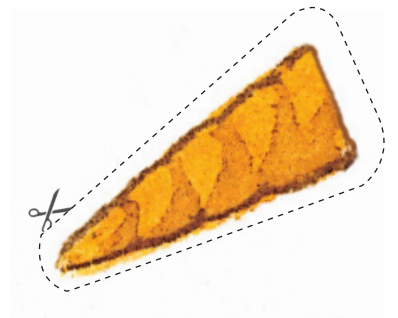
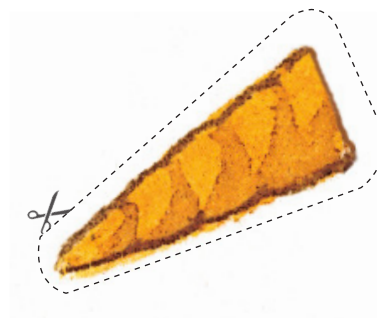
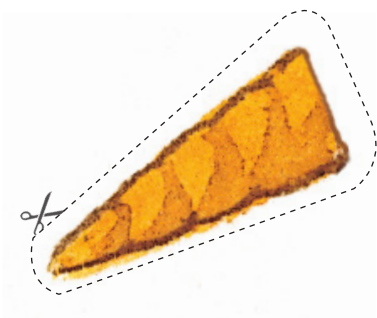
Directions:

1. Cut out the horns on the next page and put masking tape or a similar temporary adhesive on the back so they can be used multiple times.
2. Attach the picture of Frimplepants to a wall at eye level with the guests.
3. Place the blindfold on a guest and give them one of the horns. Then spin them around three times and point them toward the picture of Frimplepants.
4. The blindfolded guest should attempt to place the horn on Frimplepants's head.
5. Whoever gets the closest to pinning the horn on Frimplepants's head wins!



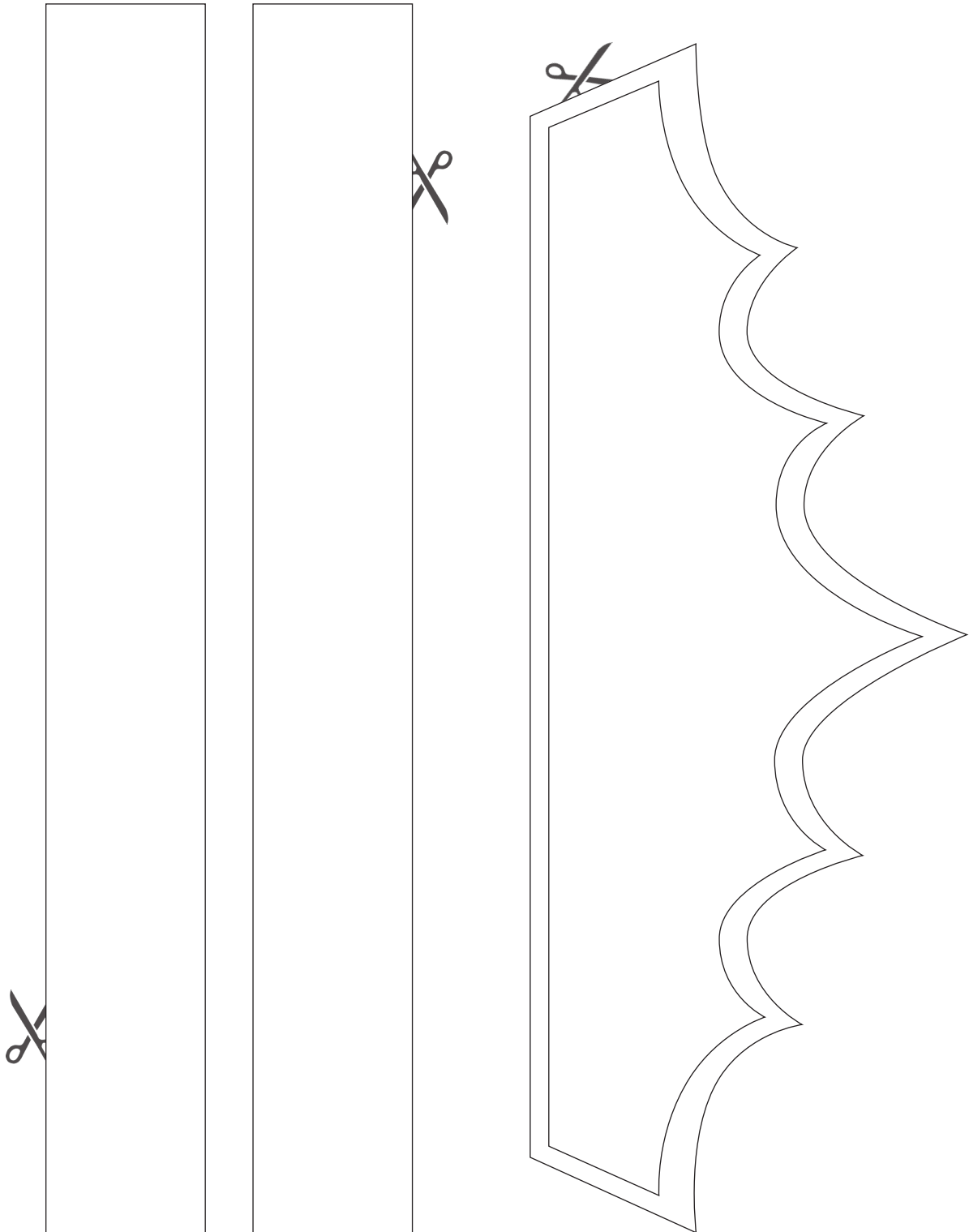


Illustrations copyright © 2016 by LeUyen Pham



Make Your Own Tiara

Make enough copies of the tiara pattern for each party guest. Cut additional paper strips to complete the tiara, then tape the ends of the strips together so they form a loop that fits around the head.



The NEW YORK TIMES best-selling series





PHOTO BY JENN FLORENCE

ABOUT THE CREATORS



Shannon Hale and Dean Hale are the award-winning husband-and-wife team behind the Princess in Black series, illustrated by LeUyen Pham. Shannon Hale is also the author of the Newbery Honor Book *Princess Academy* and the *New York Times* best-selling series *Ever After High*. Shannon Hale and Dean Hale live in Salt Lake City, Utah.

LeUyen Pham is the illustrator of many books for children, including *God's Dream* by Archbishop Desmond Tutu and Douglas Carlton Abrams and *Aunt Mary's Rose* by Douglas Wood. LeUyen Pham lives in California.

The Princess in Black Event Kit ❀ Walker Books ❀ www.walkerbooks.com.au

Illustrations copyright © 2015 by LeUyen Pham